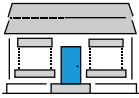


SINGLE-FAMILY HOMES



MEDIAN SALES PRICE ▲

\$786,000

SALES ▲

385

DAYS ON MARKET ▲

18

ACTIVE LISTINGS ▼

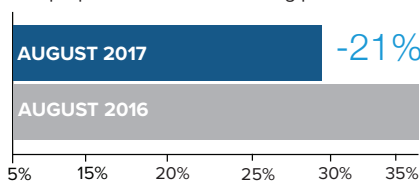
916

NEW LISTINGS ▲

473

BID-UPS ▼

% of properties sold above listing price



IN AUGUST, OAHU HOME SALES AND CONDO SALES BOTH HIT THEIR HIGHEST POINT IN OVER 10 YEARS.

This is even more remarkable because the pace of sales is currently constrained by limited available inventory.

THE OAHU MEDIAN HOME PRICE HIT \$786,000 IN AUGUST, SECOND-HIGHEST OF ALL-TIME.

The record of \$795,000 was reached in June 2017, just two months ago. Prices will likely continue to rise in 2017.

HOME PRICES ARE UP ALL ACROSS OAHU, IN ALMOST EVERY MARKET AREA.

Competitive demand is increasing in the more affordable areas in and close to Honolulu town.

CONDOMINIUMS



MEDIAN SALES PRICE ▲

\$415,000

SALES ▲

580

DAYS ON MARKET ▲

18

ACTIVE LISTINGS ▲

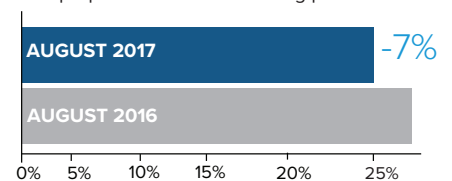
1,440

NEW LISTINGS ▲

705

BID-UPS ▼

% of properties sold above listing price

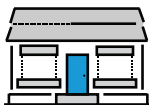


*Final monthly stats for August 2017 are subject to changes in the MLS data

Single Family Home and Condominium Neighborhood Spotlight

EAST OAHU

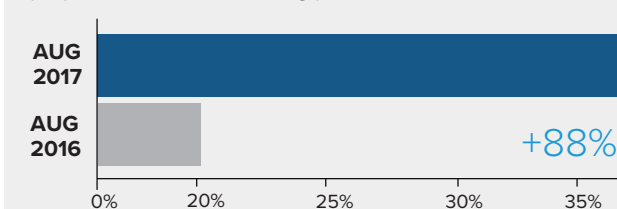
SINGLE-FAMILY HOMES



	AUG 2017	AUG 2016
SALES	15	13
MEDIAN PRICE	\$1,182,500t	\$1,100,000
DAYS ON MARKET	9	37
ACTIVE LISTINGS	37	44


BID-UPS

% properties sold above listing price



KAPOLEI

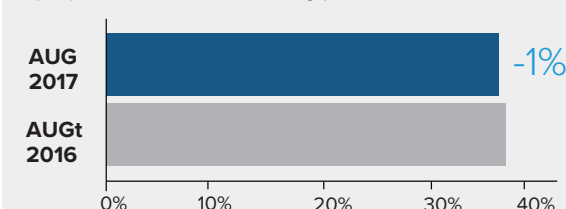
CONDOMINIUMS



	AUG 2017	AUG 2016
SALES	11	11
MEDIAN PRICE	\$425,000	\$345,000
DAYS ON MARKET	8	10
ACTIVE LISTINGS	11	12

BID-UPS

% properties sold above listing price



If you would like more information on a specific neighborhood, please contact your agent.

Call James S. More (R) CRS at (808) 222-3949 or Email: Jim@MoreHawaii.com

Locations' Research Department currently tracks sales activity for over 350 Oahu neighborhoods.

CORPORATE OFFICE | 614 Kapahulu Avenue | Honolulu, Hawaii 96815 | RB-17095

www.MoreHawaii.com

Equal Housing Opportunity



LocationsHawaii.com